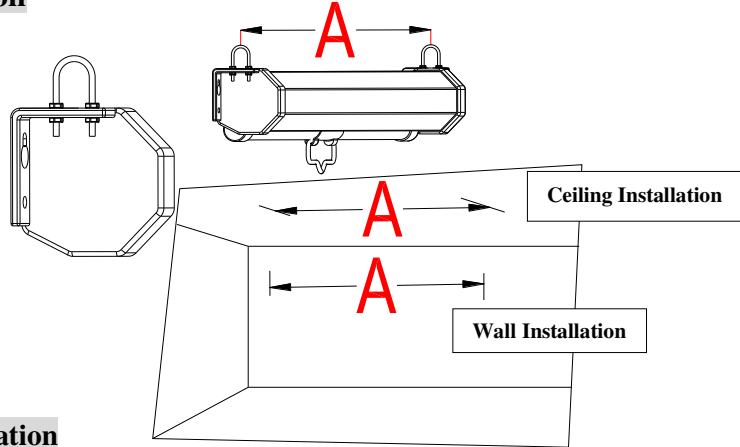


This is only a quick reference user guide. The end caps shape may not be exact on your manual screen. Please visit our website for a more detailed USER GUIDE for your Manual Screen series

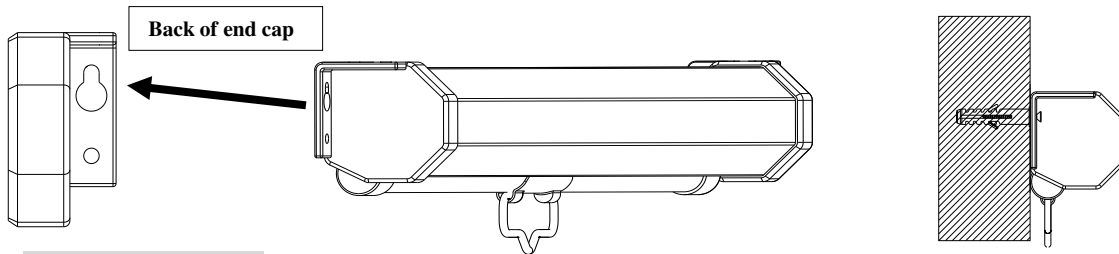
Manual/Manual B/Manual (SRM) Pro Series

QUICK USER'S GUIDE

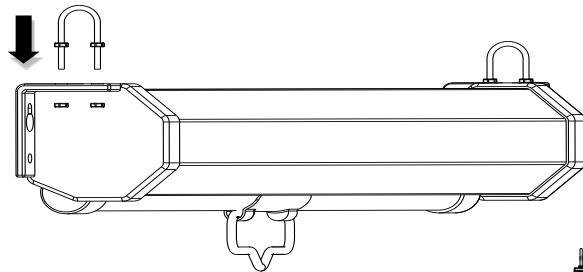
1. Screen Installation



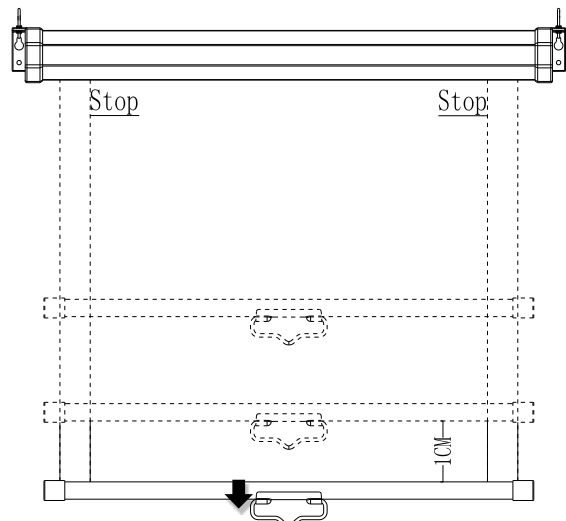
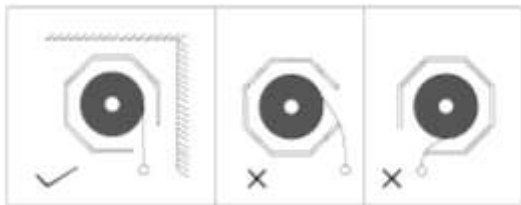
2. Flush Wall Installation



3. Ceiling Installation



4. Screen Operation



Attention: *Always release at a 90-degree angle and **do not let go** until the screen is entirely inside the housing. To unlock and retract the screen, carefully yank the screen straight down with a little force.*

For More Information or tech support, please visit www.elitescreens.com

On-Line User Guide or Download

线上说明书或下载 / 線上說明書或下載
オンラインユーザーマニュアル / ダウンロード
Manual del usuario on-line o descargar
On-Line-Benutzerhandbuch oder Herunterladen
Manuel de l'utilisateur en ligne ou télécharger
On-Line manuale d'uso o download
ออนไลน์ ใช้คู่มือ หรือ ดาวน์โหลด
On-Line Руководство пользователя или скачать
On-line Manual de utilizare sau de descărcare
Hướng dẫn sử dụng trực tuyến hay tải xuống
تحميل أو الممسد تخدم دل ىل ال خط على
ऑन लाइन उपयोगकर्ता के मैनुअल या डाउनलोड
온라인 사용자 설명서 또는 다운로드
On-Line Instrukcja obsługi lub pobierania
On-Line Manual do Usuário ou Download
Buku Panduan Online atau unduh

www.elitescreens.com/UG

