



2016 VMAX Plus3/4 Series Product Brochure

The VMAX Plus3/4 Series is the perfect solution to large room projection applications.



VMAX Plus3/4 Series

The VMAX Plus3/4 Series is the perfect solution to large room projection applications.



Screen Material:

- MaxWhite 1.1 Gain Screen Material is an ultra wide 5M seamless screen material for large projection screen applications.
- 180° wide viewing angle for large commercial applications
- Black backed screen material eliminates light penetration for superior color reproduction
- Black masking enhances picture contrast

Housing Finish and Installation:

- Suitable for ceiling installations
- Ships fully assembled with 3-prong power connection ready to Plug & Play
- Side-access panel with sliding motor allows easy "in-place" maintenance without dismounting the screen

Flatness Treatment & Motor System:

- Fiberglass-backed material has added flatness
- Tubular motor allows swift operation with a superior weight tolerance and operational lifespan




Control System:

- Infrared & Radio Frequency remotes and wall switch
- Internal IR/RF low voltage receivers
- 5-12 volt trigger synchronizes with projector
- Optional In-wall up/down switch and wireless 5-12V controls available

Quality and Reliability:

- Standard 2-year parts and labor warranty
- 3-year warranty for ENR-G (Educational, Non-profit, Religious or Government/Military) - US only
- ETL, FCC, CE, CB GOSTCE & ISO9001:2008 Certified



Easy Maintenance - Side-Slide Motor and Circuit Board Access



Built-in Ceiling Bracket



RJ45 Connector

VMAX Plus3 & Plus4 Series

Model	Screen Diag. & Aspect Ratio	View Height (in)	View Width (in)	View Height (cm)	View Width (cm)	N.W. (lbs.)	G.W. (lbs.)	N.W. (kgs)	G.W. (Kgs)	Packaging Dimensions (LxHxW)	Gain	Screen Material	Case Color
VMAX200XWS PLUS3	200"(1:1)	141.0	141.0	358.1	358.1	105.8	230.6	48.0	104.6	164.5"x12"x13"	1.1	MaxWhite	White
VMAX235XWS PLUS4	235" (1:1)	166.0	166.0	365.2	365.2	138.9	299.0	63.0	135.6	189.5"x12"x13"	1.1	MaxWhite(Seam@TopBlack)	White
VMAX180UWV PLUS4	180" (4:3)	108.0	144.0	274.3	365.8	53.4	67.7	24.2	30.7	158"x6.75"x6.75"	1.1	MaxWhite(Seamless)	Black
VMAX180XWV PLUS4	180" (4:3)	108.0	144.0	274.3	365.8	53.4	67.7	24.2	30.7	158"x6.75"x6.75"	1.1	MaxWhite(Seamless)	White
VMAX200XWV PLUS4	200"(4:3)	120.0	160.0	304.8	406.4	112.4	252.7	51.0	114.6	182.5"x12"x13"	1.1	MaxWhite(Seamless)	White
VMAX235XWV PLUS4	235"(4:3)	140.3	187.0	356.4	475.0	151.9	325.2	68.9	147.5	212.5"x12"x13"	1.1	MaxWhite(Seam@TopBlack)	White
VMAX265XWV PLUS4	265"(4:3)	159.0	212.0	403.9	538.5	275.8	478.4	125.1	217.0	239.5"x13.3x14.5"	1.1	MaxWhite(Seam)	White
VMAX300XWV PLUS3	300"(4:3)	180.0	240.0	457.2	609.6	309.5	553.8	140.7	251.7	264"x12"x15"	1.1	MaxWhite	White
VMAX180XWH PLUS4	180"(16:9)	87.8	156.9	223.0	398.5	52.7	68.6	23.9	31.1	171"x6.75"x6.75"	1.1	MaxWhite(Seamless)	White
VMAX180UWH PLUS4	180"(16:9)	87.8	156.9	223.0	398.5	52.7	68.6	23.9	31.1	171"x6.75"x6.75"	1.1	MaxWhite(Seamless)	Black
VMAX200UWH PLUS3-E24	200"(16:9)	98.0	174.0	248.9	442.0	121.4	236.3	55.1	121.7	197.64"x11.81"x12.99"	1.1	MaxWhite(Seam@TopBlack)	Black
VMAX200XWH PLUS4	200"(16:9)	98.0	174.0	248.9	442.0	118.1	265.0	53.6	120.2	197.6"x12"x13"	1.1	MaxWhite(Seamless)	White
VMAX235XWH PLUS4	235"(16:9)	115.4	205.0	293.1	520.7	148.4	333.3	67.3	151.2	229.9"x12.2"x13.4"	1.1	MaxWhite(Seam@TopBlack)	White
VMAX265XWH PLUS4	265"(16:9)	130.0	231.0	330.2	586.7	282.2	482.8	128.0	219.0	256.5"x13.3"x14.5"	1.1	MaxWhite(Seam@TopBlack)	White
VMAX300XWH PLUS3	300"(16:9)	146.9	261.0	373.1	662.9	312.2	583.4	141.9	265.2	287"x14"x15.5"	1.1	MaxWhite	White

VMAX Plus4 Series Dimensions Table (180")

Model	Screen Diag. & Aspect Ratio	Case Length (A)	End Cap Screw Hole Distance (A3)	Screen Width (A2)	View Width (A1)	Case length (A4)	Bottom Edge Distance (B3)	B2	View Height (B1)	Overall Height (B)	Endcap height (B4)	Top black masking (B5)	C1	Endcap Width (C2)	Power Cord Length (D)
VMAX180XWV Plus4	180" (4:3)	3947	3892	3758	3658	3838	60	2905	2743	3010	105	102	17	88	2500
VMAX180UWV Plus4	180" (4:3)	3947	3892	3758	3658	3838	60	2905	2743	3010	105	102	17	88	2500
VMAX180XWH Plus4	180"(16:9)	4276	4221	4085	3985	4165	60	2454	2242	2559	105	152	17	88	2500
VMAX180UWH Plus4	180"(16:9)	4276	4221	4085	3985	4165	60	2454	2242	2559	105	152	17	88	2500

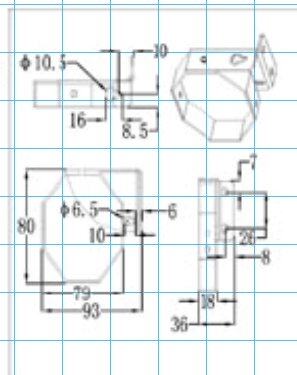
Unit: mm

Model	Screen Diag. & Aspect Ratio	Case Length (A)	End Cap Screw Hole Distance (A3)	Screen Width (A2)	View Width (A1)	Case length (A4)	Bottom Edge Distance (B3)	B2	View Height (B1)	Overall Height (B)	Endcap height (B4)	Top black masking (B5)	C1	Endcap Width (C2)	Power Cord Length (D)
VMAX180XWV Plus4	180" (4:3)	155.4	153.2	147.9	144.0	151.1	2.4	114.4	108.0	118.5	4.1	4.0	0.7	3.5	98.4
VMAX180UWV Plus4	180" (4:3)	155.4	153.2	147.9	144.0	151.1	2.4	114.4	108.0	118.5	4.1	4.0	0.7	3.5	98.4
VMAX180XWH Plus4	180"(16:9)	168.3	166.2	160.8	156.9	164.0	2.4	96.6	88.3	100.8	4.1	6.0	0.7	3.5	98.4
VMAX180UWH Plus4	180"(16:9)	168.3	166.2	160.8	156.9	164.0	2.4	96.6	88.3	100.8	4.1	6.0	0.7	3.5	98.4

Unit: inch

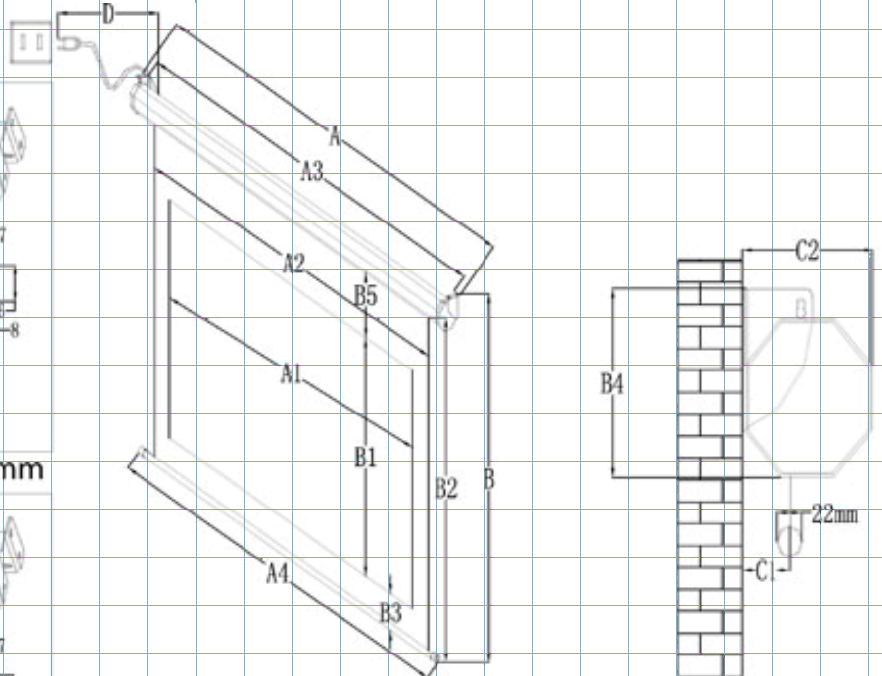
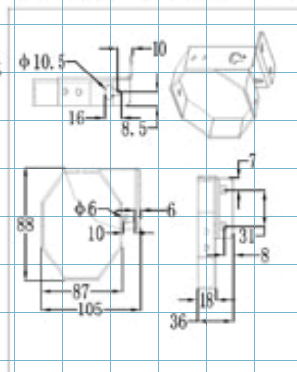
Note: Data Error ±1". The listed measurements are for general reference only. Please contact Elite Screens to verify product design and dimensions before attempting to integrate its products with any structural or furniture modification. Although a manufacturer may offer product advice, it may be taken or disregarded at the integrator's discretion. Elite Screens will not be held responsible or be otherwise liable for faulty installations.

end cap for
84" - 128" sizes



Unit of measure: mm

end cap for
135" - 180" sizes



VMAX Plus4 Series Dimensions Table

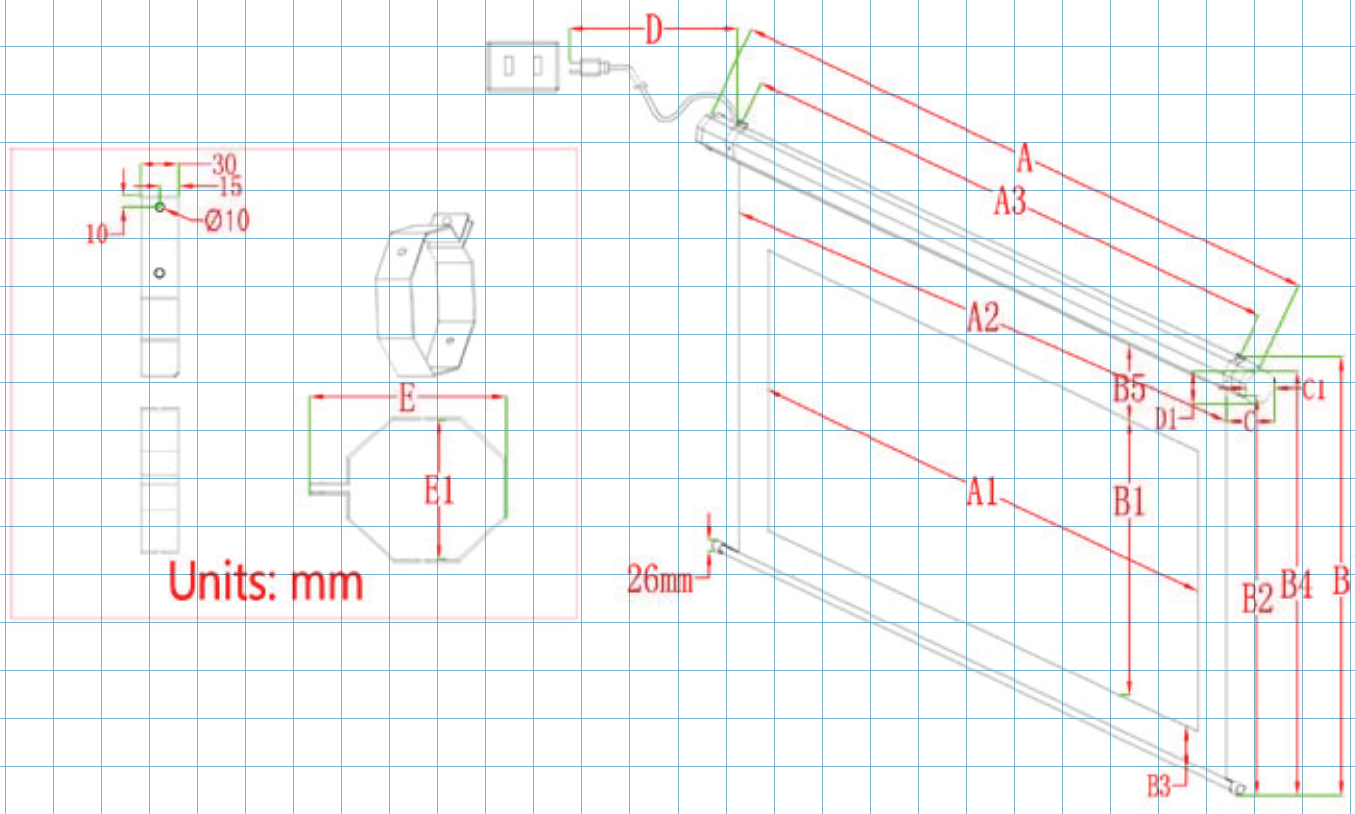
Model	Screen Diag. & Aspect Ratio	Case L (A)	View W (A1)	Screen W (A2)	End Cap Screw Hole Distance (A3)	Overall H w/ Bracket (B)	View H (B1)	Screen H (B2)	Bottom Edge (B3)	Overall H - Excludes Case (B4)	B5	Material Edge to End Cap (C)	End Cap W(C1)	D	End Cap H(D1)	E	E1
VMAX200XWS PLUS3	200"(1:1)	3956	3592	3692	3791	4251	3592	3936	90	4063	254	15	127	2500	127	188	138
VMAX235XWS PLUS4	235"(1:1)	4582	4221	4321	4417	4897	4221	4565	90	4705	254	18	140	2500	140	192	144
VMAX200XWV PLUS4	200"(4:3)	4430	4064	4164	4265	3707	3048	3392	90	3519	254	15	127	2500	127	188	138
VMAX235XWV PLUS4	235"(4:3)	5186	4775	4875	5021	4014	3581	3925	90	4065	254	18	140	2500	140	192	144
VMAX265XWV PLUS4	265"(4:3)	5821	5384	5484	5656	4763	4039	4383	90	4548	254	20	165	2500	165	215	175
VMAX300XWV PLUS3	300"(4:3)	6533	6096	6196	6368	5316	4572	4916	90	5091	254	20	175	2500	175	225	185
VMAX200UWH PLUS3-E24	200"(16:9)	4790	4428	4528	4625	3379	2491	3191	90	3318	610	15	127	2500	127	188	138
VMAX200XWH PLUS4	200"(16:9)	4790	4428	4528	4625	3150	2491	2835	90	2962	254	15	127	2500	127	188	138
VMAX235XWH PLUS4	235"(16:9)	5610	5203	5303	5445	3603	2927	3271	90	3411	254	18	140	2500	140	192	144
VMAX265XWH PLUS4	265"(16:9)	6303	5867	5967	6138	4024	3300	3644	90	3809	254	20	165	2500	165	215	175
VMAX300XWH PLUS3	300"(16:9)	7078	6641	6741	6913	4480	3736	4080	90	4255	254	20	175	2500	175	225	185

Unit: mm

Model	Screen Diag. & Aspect Ratio	Case L (A)	View W (A1)	Screen W (A2)	End Cap Screw Hole Distance (A3)	Overall H w/ Bracket (B)	View H (B1)	Screen H (B2)	Bottom Edge (B3)	Overall H - Excludes Case (B4)	B5	Material Edge to End Cap (C)	End Cap W(C1)	D	End Cap H(D1)	E	E1
VMAX200XWS PLUS3	200"(1:1)	155.7	141.4	145.4	149.3	167.4	141.4	155.0	3.5	160.0	10.0	0.6	5.0	98.4	5.0	7.4	5.4
VMAX235XWS PLUS4	235"(1:1)	180.4	166.2	170.1	173.9	192.8	166.2	179.7	3.5	185.2	10.0	0.7	5.5	98.4	5.5	7.6	5.7
VMAX200XWV PLUS4	200"(4:3)	174.4	160.0	163.9	167.9	145.9	120.0	133.5	3.5	138.5	10.0	0.6	5.0	98.4	5.0	7.4	5.4
VMAX235XWV PLUS4	235"(4:3)	204.2	188.0	191.9	197.7	158.0	141.0	154.5	3.5	160.1	10.0	0.7	5.5	98.4	5.5	7.6	5.7
VMAX265XWV PLUS4	265"(4:3)	229.2	212.0	215.9	222.7	187.5	159.0	172.5	3.5	179.0	10.0	0.8	6.5	98.4	6.5	8.5	6.9
VMAX300XWV PLUS3	300"(4:3)	257.2	240.0	243.9	250.7	209.3	180.0	193.5	3.5	200.4	10.0	0.8	6.9	98.4	6.9	8.9	7.3
VMAX200UWH PLUS3-E24	200"(16:9)	188.6	174.3	178.3	182.1	133.0	98.1	125.6	3.5	130.6	24.0	0.6	5.0	98.4	5.0	7.4	5.4
VMAX200XWH PLUS4	200"(16:9)	188.6	174.3	178.3	182.1	124.0	98.1	111.6	3.5	116.6	10.0	0.6	5.0	98.4	5.0	7.4	5.4
VMAX235XWH PLUS4	235"(16:9)	220.9	204.8	208.8	214.4	141.8	115.2	128.8	3.5	134.3	10.0	0.7	5.5	98.4	5.5	7.6	5.7
VMAX265XWH PLUS4	265"(16:9)	248.1	231.0	234.9	241.7	158.4	129.9	143.5	3.5	150.0	10.0	0.8	6.5	98.4	6.5	8.5	6.9
VMAX300XWH PLUS3	300"(16:9)	278.7	261.5	265.4	272.2	176.4	147.1	160.6	3.5	167.5	10.0	0.8	6.9	98.4	6.9	8.9	7.3

Unit: inch

Note: Data Error ±1". The listed measurements are for general reference only. Please contact Elite Screens to verify product design and dimensions before attempting to integrate its products with any structural or furniture modification. Although a manufacturer may offer product advice, it may be taken or disregarded at the integrator's discretion. Elite Screens will not be held responsible or be otherwise liable for faulty installations.



Units: mm