











## Color Coding for RJ45 Connections

- PIN 1:  Orange/Green (Infrared)
- PIN 2:  Orange (Infrared)
- PIN 3:  White/Green (5V Ground)
- PIN 4:  Green (Down)
- PIN 5:  White/Blue (+5V)
- PIN 6:  Blue (Up)
- PIN 7:  White/Brown (+12V)
- PIN 8:  Brown (12V Ground)

## 12V Trigger

- PIN 7 (+12V)
- PIN 8 (12V Ground)

## Dry Contacts

- PIN 3: 5V Ground
- PIN 4: Down
- PIN 6: Up
  
- Down: PIN (3+4)
- Up: PIN (3+6)
- Stop: PIN (3+4+6)

## Infrared Sensor

- PIN 5: +5V
- PIN 3: 5V Ground
- PIN 2: Infrared

